

Hume Xplorer

Kids
Adventure
Passport





Hume Xplorer passport

Name:

Age:

☐ Register at hume.vic.gov.au/HXP

*Hume City Council
acknowledges the
Gunung-Willam-
Balluk people's
living culture
and unique role
in the life of
this region.*



Welcome

The missions will guide me
to explore, learn and play.
Discover the nature in Hume,
I'll find something new every day!

To discover tall and green trees
I go outside into the wild.
I let these missions guide me,
I'm a curious and brave child.

As I connect with nature
adventure will unfold.
It will be fun with
friends and family,
just hope it's not too cold!



Top parks and places to play in Hume City

Your local park is a great place to start, but if you want something new, check out this map.

- Jack Roper Reserve, Broadmeadows
- Johnstone Street Reserve, Broadmeadows
- John Ilhan Memorial Reserve, Broadmeadows Valley Park, and **Walk with Words trail**
- School Lane Reserve, Bulla
- Barrymore Road Reserve, Greenvale
- Yuroke Creek Reserve, Greenvale
- Mount Ridley Nature Conservation Reserve, Mickleham
- Evans Street Grassland, Sunbury
- Apex Park, Sunbury
- Golden Sun Moth Playground, Craigieburn and **Walk with Words trail**
- Kismet Creek Circuit, Sunbury



Parks, reserves and nature trails



Walk with Words trail



How to use this passport

1. Ask an adult to register your passport online at **hume.vic.gov.au/HXP** or at your local Hume Libraries branch
2. Visit any park in Hume City. It could be in your neighbourhood (or in your backyard!) Find your nearest park at **hume.vic.gov.au/parks**
3. Each page invites you to complete a nature-play mission

Walk with Words

One of the most exciting parts of being a HumeXplorer is discovering the Walk with Words picture book story trails in Hume City!

You can find them in:

- Golden Sun Moth Park, Craigieburn
- John Ilhan Memorial Reserve, Broadmeadows

The stickers on the footpath will guide you to the next part of each story.

4. Please remember to have an adult with you when completing these missions exploring local parks in Hume City



Place your sticker in these circles



5. Once the mission is completed, place a sticker on the page
6. Draw a picture or write about what you found
7. You'll find *alternative activities* to suit a range of abilities
8. What are you waiting for?
Ready... set... EXPLORE!

and remember to have fun!





PageXplorer

☐ *Part 1*

Visit a Hume Libraries branch to officially join the HumeXplorers and become a library member (it's free to do both!)

☐ *Part 2*

Ask a friendly librarian to help you register your passport. You can also do this yourself at hume.vic.gov.au/HXP

☐ *Part 3*

Borrow a book about nature

Did you know there are six libraries in
Hume, including the Mobile Library?
To find your nearest library, visit
humelibraries.vic.gov.au/locations

*Collect your special HumeXplorer
bonus (while stocks last)!*






Bird watcher

Can you hear any birds? Listen closely and then copy them.

*The birds start to sing,
as flowers dance around.
Spring is in the air,
can you hear a chirpy sound?*



*Alternative – how many
birds can you see?
Can you see any nests?*

Barefoot tracks

Feel the grass under your feet -
move around slowly like your
favourite animal.





Art attack

Draw, paint, create
or take a photo of your
favourite flower.

*Bonus: Submit a photo of your creation
to HumeXplorer@hume.vic.gov.au or tag
#HumeXplorer on social media.*



Cloud watching

Lie in the grass on your back and watch the clouds. What shapes do you see?



*Alternative – as you lie in the grass,
what do you see, smell, hear?*





Nature freeze

Make a shape with your body that looks like a plant, flower or tree. Hold still, take a deep breath in and out. How many different shapes can you make?

Hume rocks!

- ☐ Decorate a small rock.
- ☐ Hide it from your family, friend or neighbour.
- ☐ Ask if they can find it.

Alternative – find a pet rock and give it a name.





Roll on

Find a hill and roll down to the bottom.



*Alternative – write
a story about your
day at the park.*



Flying high

Be a nature detective.
How many insects or
animals can you see
with wings?

*Alternative –
move around
like a butterfly.*

*I'm a nature detective,
looking for clues.
Searching for butterflies
and bees,
in any direction
I choose.*



A large, textured tree trunk is the central focus. A young girl with reddish-brown hair, wearing a red shirt and blue shorts, is standing barefoot and hugging the tree. The number '10' is written in a large, green, textured font at the top left.

10

Tree friends

Feel the bark on different trees.
Can you find a tree that feels
smooth and one that's rough?



*Bonus – give
a tree a hug!*

*We grow in harmony,
side by side.
We value and respect
our differences,
standing with pride.*



11

The amazing race!

Find as many different types of leaves on the ground as you can.
Race your friend or a family member.
How many did you find?



*Alternative – stick
your favourite leaf
on this page.*

12

Nature songs

Close your eyes and listen for as many different noises as you can. How many can you hear?

*Alternative –
how many different
trees can you see?*





Nature sense

How many colours
can you see?

13

.....



*Alternative - how
many smells can
you discover?*

.....



14

Wish upon a star

Lie in the grass at night and find the brightest star in the sky. You can do this in your backyard if you like.

Alternative – what can you see, hear, smell? Is it different to during the day?



An illustration of a hand with a textured, orange-brown skin, placing a large, greenish-yellow rock onto a stack of four other rocks. The stack consists of a dark brown rock at the base, followed by a dark grey rock, a reddish-brown rock, and a light blue-grey rock. The hand is positioned at the top left, with the index finger and thumb holding the green rock. The background is white.

15


Rocky towers

Stack stones to make a tower.



*I'll build a rock tower,
that stands tall and strong.
No need to worry,
it shouldn't take long.*

16



Picnic time

Have a picnic or BBQ outdoors.
Why not visit a new park?

Find a new park at hume.vic.gov.au/parks

17



Test your balance

Find a rock to balance on.
How long can you balance for?



*Alternative – balance
a small stone, twig or
gumnut on your nose.*



18

Muddy masterchef

Mix some dirt and water to make a mud cake.



Alternative – mud soup recipe

1. Mix one cup of water with one cup of dirt (use a bucket or find a puddle)
2. Stir until it becomes sticky
3. Add six sticks
4. Sprinkle grass on top
5. Add three small rocks

Remember: mud cooking is only for playing - not for eating!



All-natural shaker

Materials:

- One empty and sturdy plastic bottle with a lid
- Natural materials (rocks, sticks, seeds, leaves...)




Instructions:





Tip: get an adult to help you

1. Fill the bottle with nature items
2. Screw lid onto bottle and secure the lid with sticky tape
3. Shake the bottle and make some music!

You can decorate your shaker with arts and craft









Create your own mission

Draw, write or stick
your mission here.



Flora and fauna discovery

Can you find any of these creatures and plants on your HumeXplorer adventures?



Rock
Correa
Glabra



Kangaroo
Grass




Superb
Fairy Wren



*Golden
Sun Moth*



*Common Brush
Tail Possum*



*Growling
Grass Frog*



Flora and fauna discovery

Draw or write about the creatures and plants you have discovered on your HumeXplorer adventures here.



Tips

- Be curious
- Ask questions
- Safety is key!
- Dress for the weather – there is no such thing as bad weather when you're prepared! Do you need gloves, gumboots, a hat or sunscreen?
- Bring water
- Respect nature and care for all living things





*Congratulations –
you're now a HumeXplorer!
We hope you had fun with nature play.
Remember to wonder and question,
and make discovery a part of every day!*

What now?

Visit your local library or hume.vic.gov.au/HXP to print your certificate of completion. Plus, don't forget to sign up to our eNewsletter for even more missions!

Partners of HumeXplorer



Notes



