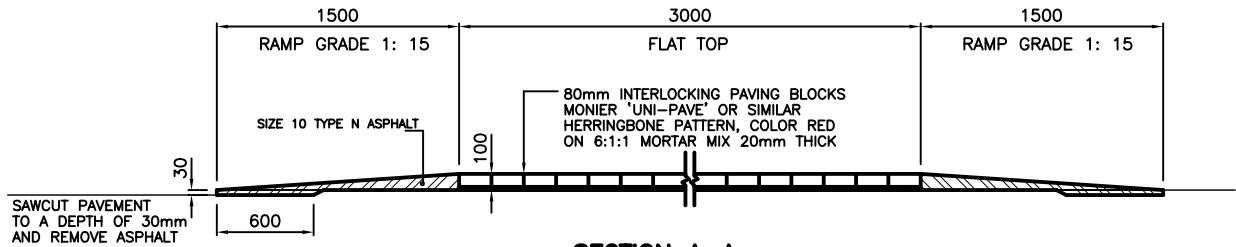
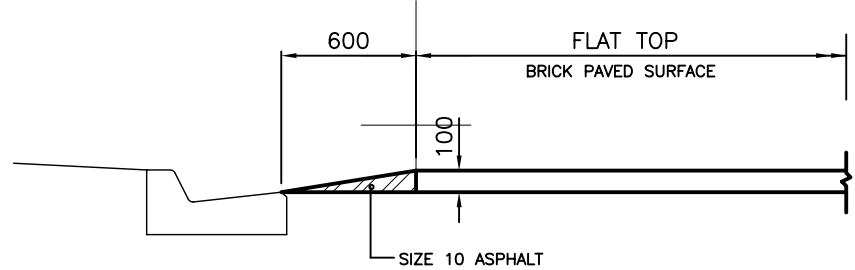


PLAN
FLAT TOP ROAD HUMP



SECTION A-A
FLAT TOP BRICK PAVED ROAD HUMP



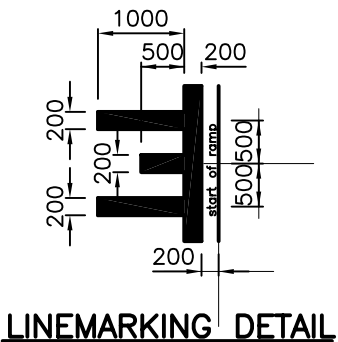
SECTION B-B

SIGN SCHEDULE

#S1 W5-10A
 W8-2A

#S2 W3-4A FOR AN ISOLATED ROAD HUMP INSTALL 50m FROM ROAD HUMP

#S3 W3-4A FOR THE FIRST ROAD HUMP IN A SERIES INSTALL 50m FROM ROAD HUMP
 W8-17-2A



LINEMARKING DETAIL

NOTES:

- 1: LONGITUDINAL LINES (CENTRE & PARKING LANE LINES) LINEMARKING TO BE 3mm THICKNESS THERMO APPLIED PLASTIC
- 2: ROAD HUMPS LINEMARKING TO BE 2mm THICKNESS COLD APPLIED PLASTIC.
- 3: ROAD SIGNS TO BE INSTALLED IN ACCORDANCE WITH SD412

Amendments			
No.	Detail	Initials	Date

DRAWN : D. SALAZAR
 CHECKED : D. SALAZAR
 APPROVED : N. VARVARIS
 SCALE : N.T.S.
 ISSUE DATE: JUNE 2004

HUME
CITY COUNCIL

PO Box 119
1079 Pascoe Vale Road
Broadmeadows
Victoria 3047

Telephone
03) 9205 2200

Facsimile
03) 9309 0109

TYPE :
FLAT TOP ROAD HUMP DETAILS

DRAWING NO: **SD411**